

WARRIOR I AIRSOFT GUN

PRODUCT ADVISORY

WARNING! Do not change, obscure, alter, remove, or obliterate any coloration or markings on this gun. The coloration and/or markings on this product, including the blaze orange barrel tip are designed to comply with applicable state and federal law and regulations.

WARNING! This product may be mistaken for a firearm by law enforcement officers or others. Any person who changes, alters, removes, or obliterate any coloration or markings that are required by state or federal law or regulation, in any way that makes this product look more like a firearm is guilty of a misdemeanor.

WARNING! The open display, brandishing and/or exposing of this product in any "public place" may cause confusion and may be a crime. The term "public place" means any area opened to the public, including but not limited to, streets, sidewalks, bridges, alleys, plazas, parks, driveways, front yards, parking lots, automobiles, whether moving or not, and buildings opened to the general public including those that serve food or drink, or provide entertainment, and the doorways and entrances to buildings or dwellings.

WARNING! Every person who, except in self-defense, draws or exhibits this product in a threatening manner against another in such a way as to cause a reasonable person apprehension or fear of bodily harm is guilty of a misdemeanor punishable by imprisonment in the county jail for a term of not less than 30 days.

INSTRUCTION 使用說明書

Special for sport game, suggest to collect and as exhibit.

體育競技專用，建議收藏陳列。

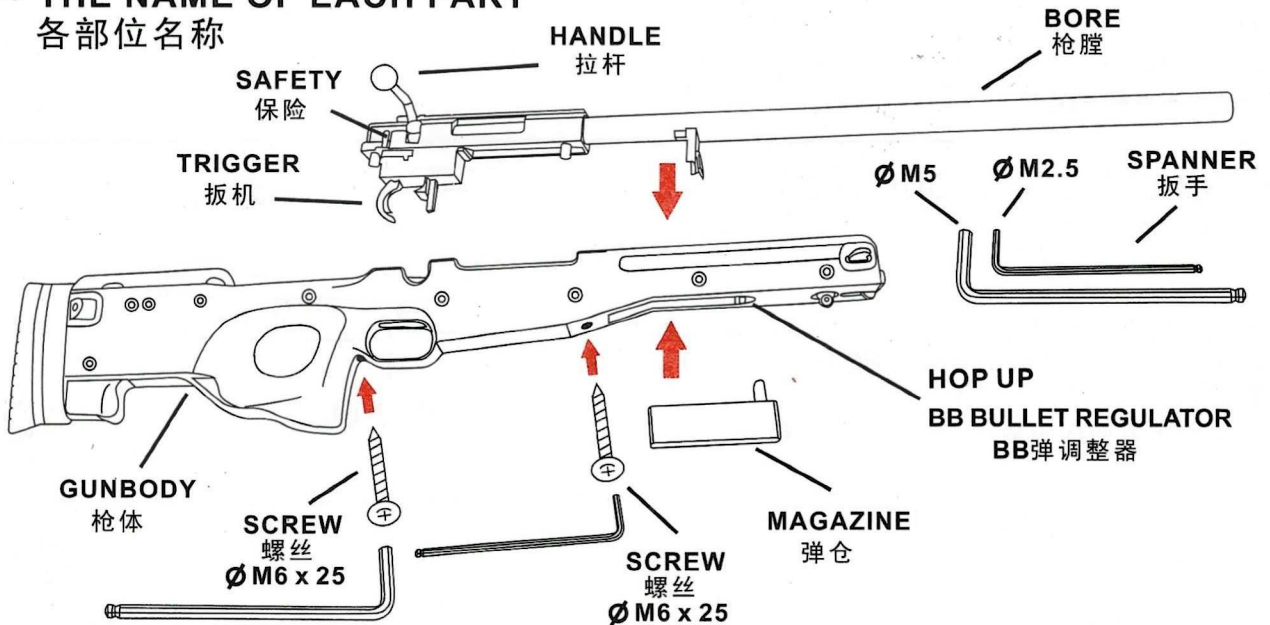
Before using the gun, please read this instruction thoroughly, and retain it for future reference. We will not be responsible for any trouble caused by misusing or remodelling with the gun.

使用前請先完整閱讀本說明書。保存此說明書以供今后使用參考。切勿錯誤使用或改裝汽彈槍，否則后果自負。

For ages: Above 18
使用對象年齡18歲以上

• THE NAME OF EACH PART

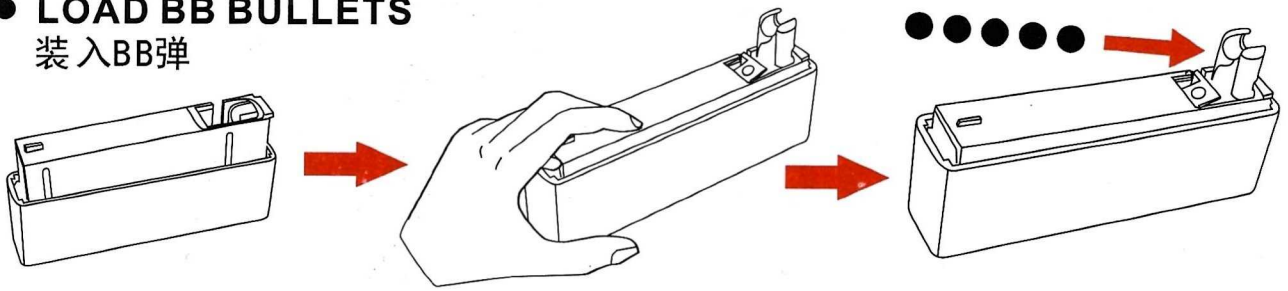
各部位名称



FOLLOW THE DIRECTION OF THE ARROWHEAD TO INSTALL THE GUN, AND SCREW THE BOLT.
跟随箭头方向安装枪体，并拧紧螺丝。

● **LOAD BB BULLETS**

装入BB弹



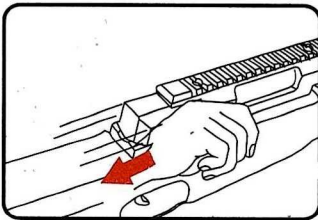
PRESS THE MAGAZINE AND LOAD THE BB BULLETS
压下子弹仓，装进BB弹

USE 6MM BB BULLET. DO NOT SHOOT AT ANY HUMAN OR ANIMAL.
使用6毫米BB子弹。不能对准人或动物射击。

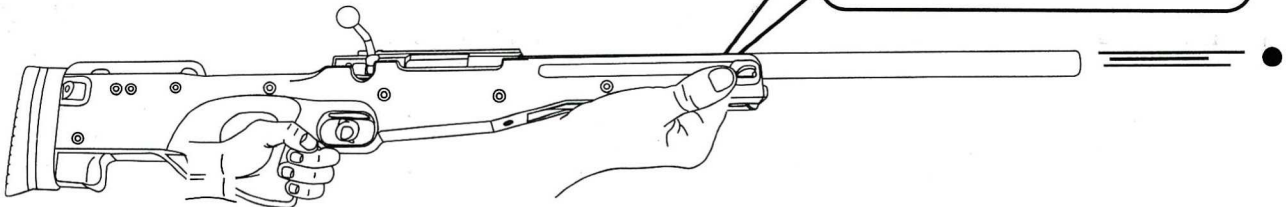
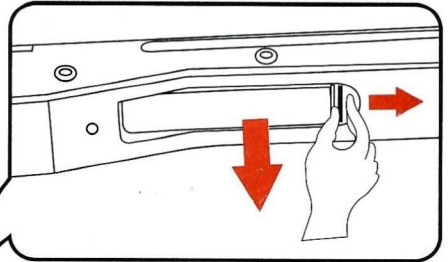
● **HOW TO SHOT**

射击方法

DETACH AND TAKE THE MAGAZINE
掀开并取出弹仓



PULL THE COCKING HANDLE BACKWARD
向后拉杆，上膛



PULL THE COCKING HANDLE UNTIL A CLICK SOUND IS HEARD.
把阀门拉杆拉至最后直至发出“咔嚓”的声音。

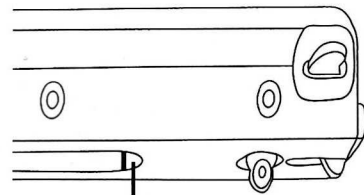
AIM AT THE TARGET AND PRESS THE TRIGGER.
对准射击目标，扣扳机。

● **BB BULLET REGULATOR**

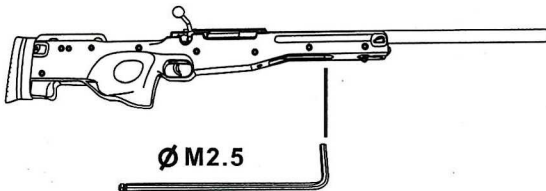
BB弹调整器

THE BEST POSITION IS WHERE THE BULLETS FLY HORIZONTALLY, AND THE LONGEST FLYING DISTANCE IS OBTAINED.

保持水平方向射击能使BB弹获得最远射程



HOP UP



Ø M2.5

Adjust it by Ø M2.5 spanner
使用Ø M2.5 扳手调整

